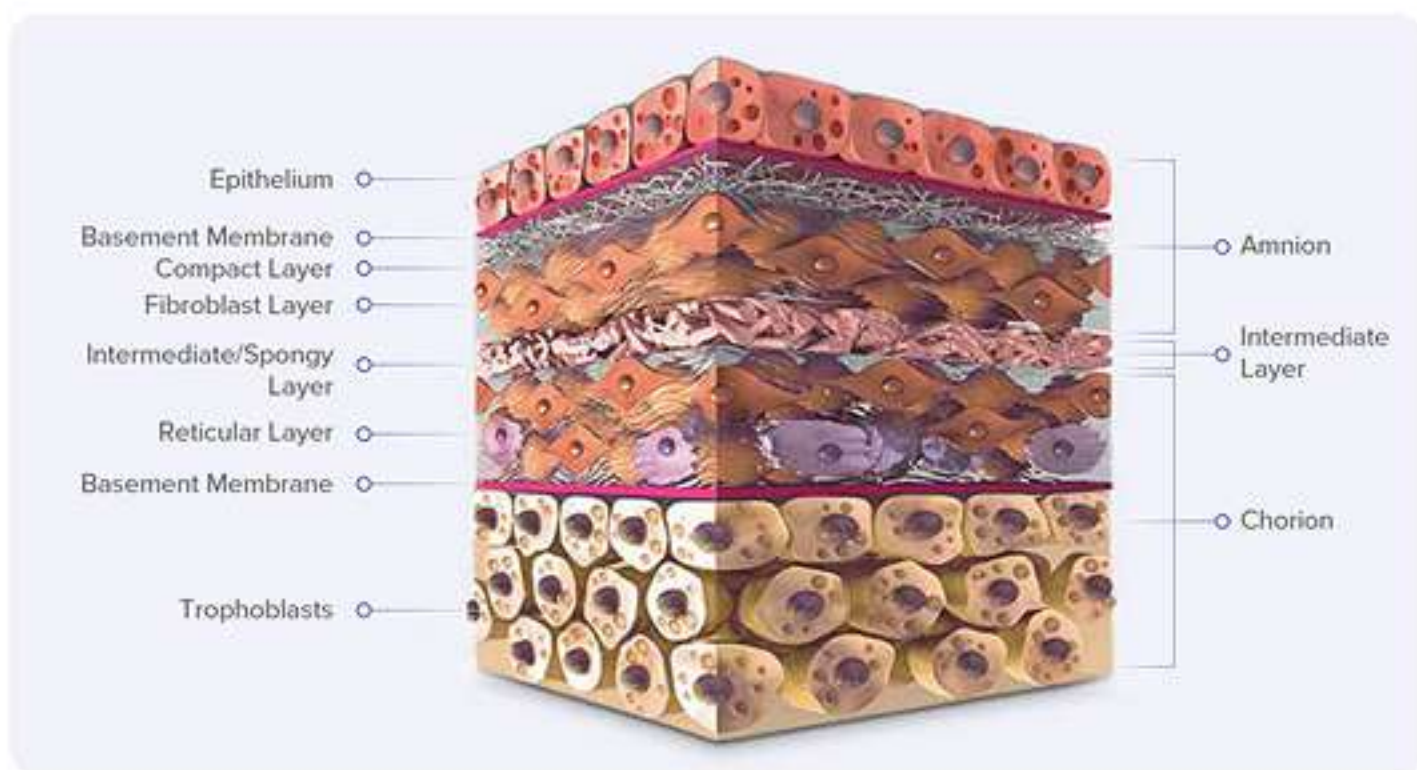


# AmchoPlast™

AmchoPlast is a natural biological wound cover made from human placental tissue donated during healthy delivery. Using our proprietary AGNES process, we dehydrate and sterilize this product while retaining all the structural properties of the placental tissue along with its key growth factors to provide a protective matrix for the wound.



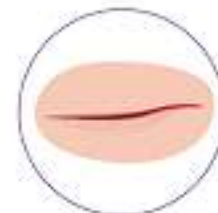
## Chronic Wounds

Diabetic Foot Ulcers  
Pressure Ulcers  
Venous Ulcers



## Surgical Reconstruction

Surgical Wounds  
Soft Tissue Reconstruction  
Donor Sites



## Traumatic Wounds

First & Second Degree Burns  
Lacerations  
Cuts, Abrasions

# AmchoPlast™

## Sterile dehydrated Human Amnion - Intermediate Layer - Chorion Membrane Allograft dHAICM

AmchoPlast is a cutting-edge, sterile, minimally manipulated, dehydrated allograft designed to support homologous use in clinical applications. It is meticulously derived from human placental membranes, specifically the amnion, intermediate layer, and chorion, obtained from healthy, consenting donors. The allograft incorporates a basement membrane and a stromal matrix collagen layer, providing structural integrity and biological compatibility for therapeutic purposes.

### Procurement and Donor Screening

The placental tissues used in AmchoPlast are procured under stringent aseptic conditions to ensure the highest level of safety and quality. Informed consent is obtained from donors after a thorough review of their health history. Each donor undergoes extensive screening for a broad spectrum of infectious diseases (as detailed in Table 1), minimizing the risk of pathogen transmission to recipients.

Beyond standard laboratory testing, donors are also subjected to a comprehensive physical examination by qualified medical professionals to identify any signs or symptoms of undetected illnesses. This dual-layer screening process ensures that only tissues from donors meeting the most rigorous eligibility criteria are selected for processing.


### Manufacturing Excellence

AmchoPlast is produced following strict guidelines to maintain the sterility and integrity of the tissues. The manufacturing process involves careful dehydration, a method that preserves the biological properties of the placental membranes while enhancing their shelf life and handling convenience. By minimizing manipulation, the process retains the inherent structural and biochemical properties of the tissue, ensuring its efficacy in homologous applications.

### Clinical Applications and Benefits

The unique composition of AmchoPlast, which includes a basement membrane and stromal matrix collagen, supports a variety of clinical applications. It provides an optimal scaffold for tissue regeneration and repair, promoting wound healing and cellular integration. Its biocompatible properties make it ideal for use in managing acute and chronic wounds, surgical procedures, and other tissue repair scenarios.

AmchoPlast represents a significant advancement in regenerative medicine, offering a reliable and safe solution for clinicians seeking effective tools to enhance patient outcomes.



## Manufacturing Excellence



CELLUTION  
BIOLOGICS

## AMCHOPLAST: AMNION-INTERMEDIATE LAYER-CHORION MEMBRANE ALLOGRAFT

Amnion, intermediate layer, chorion membranes are procured from healthy donors under aseptic conditions with necessary informed consent and health history of the donor. Donors are screened for various infectious diseases (Table 1), to minimize risk to patients. In addition, donors are physically examined by the physicians for signs and symptoms of any untested illness.

AmchoPlast is a sterile minimally manipulated, dehydrated, human amnion, chorion membrane allograft intended for homologous use. The allograft is derived from human placental membrane collected from consenting donors. It consists of a basement membrane and stromal matrix collagen layer.

Only tissues from donors meeting the prescribed criteria are processed for manufacturing of AmchoPlast.

TABLE 1: Infectious disease screened in blood specimens of donor

HIV - I & II (Antibody)	HIV - I & HCV (NAT)	Anti HTLV - I & Anti HTLV - II
Anti - HBC	Anti - HCV	CMV - IgM & CMV - IgG
HBsAg	Syphilis	Malaria

## APPLICATIONS FOR USE OF AMCHOPLAST

AmchoPlast can be used for non-infected, acute & chronic wounds that occur due to conditions such as:

- Diabetes<sup>1</sup>
- Peripheral vascular arterial disease<sup>2</sup>
- Chronic venous insufficiency post traumatic wounds<sup>3</sup>
- Burns<sup>4</sup>
- Post-operative wounds.<sup>5,6</sup>

## USAGE GUIDELINES

- The wound site should be assessed and prepared for wound debridement
- The site bed should be cleared of all necrotic tissue and cleared of possible infections.

### References

1. Lakmal, K., Basnayake, D., & Hettiarachchi, D. (2021, February 15). Systematic review on the rational use of amniotic membrane allografts in diabetic foot ulcer treatment. *BMC Surgery*. <https://doi.org/10.1186/s12893-021-01064-8>
2. Horváth, V., Svobodová, A., Cabral, J. V., Štädler, P., Lindner, J., Mrstinová, M. B., Balogh, L., & Jirsová, K. (2023, November 9). Cryopreserved amniotic membrane in chronic nonhealing wounds: a series of case reports. *Cell and Tissue Banking*. <https://doi.org/10.1007/s10561-023-10100-5>
3. Barr, S. M. (2014, December 1). Dehydrated Amniotic Membrane Allograft for Treatment of Chronic Leg Ulcers in Patients With Multiple Comorbidities: A Case Series. *Journal of the American College of Clinical Wound Specialists*. <https://doi.org/10.1016/j.jccw.2016.01.002>
4. Yang, C., Xiong, A. B., He, X. C., Ding, X. B., Tian, X., Li, Y., & Yan, H. (2020, December 7). Efficacy and feasibility of amniotic membrane for the treatment of burn wounds: A meta-analysis. *Journal of Trauma and Acute Care Surgery*. <https://doi.org/10.1097/ta.0000000000003050>
5. Rezaeizadeh, D., Ahmadi, R. A., & Norooznejad, A. H. (2020, April 1). Autologous amniotic membrane: An accelerator of wound healing for prevention of surgical site infections following Cesarean delivery. *Medical Hypotheses*. <https://doi.org/10.1016/j.mehy.2019.105532>
6. Bahavlan, A., Hazrati, E., Azar, D. A., Alameh, F., Hojati, S. A., Javanmard, B., & Hamidi, R. (2021, May 25). Using Dry Human Amniotic Membrane in Secondary Intention Wound Healing After Urological Cancer Surgery: The First Randomized Clinical Trial in Iran. *International Journal of Cancer Management*. <https://doi.org/10.5812/ijcm.111421>

## Q-4316

Available in Sizes:

14mm disc

18mm disc

2×2cm

2×3cm

2×4cm

2×6cm

3×3cm

3×5cm

4×4cm

4×6cm

4×7cm

4×8cm

5×5cm

6×8cm

6×12cm

7×7cm

10×10cm

10×20cm



**CELLUTION  
BIOLOGICS**

4000 Northfield Way, Suite 400  
Roswell, GA 30076  
888-575-7357  
[cellutionbiologics.com](http://cellutionbiologics.com)

### Product Size Guide

SKU	Dimension	Description	Area SQ CM
ACM0014	14mm disc	AmchoPlast (14mm disc) Sterile dehydrated human amnion chorion membrane allograft	1.54
ACM0018	18mm disc	AmchoPlast (18mm disc) Sterile dehydrated human amnion chorion membrane allograft	2.54
ACM0202	2cm x 2cm	AmchoPlast (2cm x 2cm) Sterile dehydrated human amnion chorion membrane allograft	4
ACM0203	2cm x 3cm	AmchoPlast (2cm x 3cm) Sterile dehydrated human amnion chorion membrane allograft	6
ACM0204	2cm x 4cm	AmchoPlast (2cm x 4cm) Sterile dehydrated human amnion chorion membrane allograft	8
ACM0303	3cm x 3cm	AmchoPlast (3cm x 3cm) Sterile dehydrated human amnion chorion membrane allograft	9
ACM0305	3cm x 5cm	AmchoPlast (3cm x 5cm) Sterile dehydrated human amnion chorion membrane allograft	15
ACM0404	4cm x 4cm	AmchoPlast (4cm x 4cm) Sterile dehydrated human amnion chorion membrane allograft	16
ACM0406	4cm x 6cm	AmchoPlast (4cm x 6cm) Sterile dehydrated human amnion chorion membrane allograft	24
ACM0407	4cm x 7cm	AmchoPlast (4cm x 7cm) Sterile dehydrated human amnion chorion membrane allograft	28
ACM0408	4cm x 8cm	AmchoPlast (4cm x 8cm) Sterile dehydrated human amnion chorion membrane allograft	32
ACM0505	5cm x 5cm	AmchoPlast (5cm x 5cm) Sterile dehydrated human amnion chorion membrane allograft	25
ACM0608	6cm x 8cm	AmchoPlast (6cm x 8cm) Sterile dehydrated human amnion chorion membrane allograft	48
ACM0612	6cm x 12cm	AmchoPlast (6cm x 12cm) Sterile dehydrated human amnion chorion membrane allograft	72
ACM0707	7cm x 7cm	AmchoPlast (7cm x 7cm) Sterile dehydrated human amnion chorion membrane allograft	49
ACM1010	10cm x 10cm	AmchoPlast (10cm x 10cm) Sterile dehydrated human amnion chorion membrane allograft	100
ACM1020	10cm x 20cm	AmchoPlast (10cm x 20cm) Sterile dehydrated human amnion chorion membrane allograft	200
ACM2020	20cm x 20cm	AmchoPlast (20cm x 20cm) Sterile dehydrated human amnion chorion membrane allograft	400



